



OFFICE OF
Early Learning

LEARN EARLY. LEARN FOR LIFE.



Getting ready for
KINDERGARTEN Matters!

You'll be amazed.

2018 Ready Freddy
SCHOOL YEAR
CALENDAR

Pathways to Kindergarten Success

Lyrics for songs found in the calendar.

Twinkle, Twinkle, Little Star

Twinkle, twinkle, little star,
how I wonder what you are.
Up above the world so high,
like a diamond in the sky.
Twinkle, twinkle, little star,
how I wonder what you are.

Head, Shoulders, Knees and Toes


Head, Shoulders, Knees and Toes,
Knees and Toes.
Head, Shoulders, Knees and Toes,
Knees and Toes.
Eyes and Ears and Mouth and Nose.
Head, Shoulders, Knees and Toes,
Knees and Toes.

Hickory Dickory Dock

Hickory, dickory dock
The mouse ran up the clock.
The clock struck one,
The mouse ran down
Hickory, dickory dock.

A, B, C Song


A, B, C, D, E, F, G;
H, I, J, K, L, M, N, O, P;
Q, R, S;
T, U, V;
W, X;
Y and Z.
Now I've sung my ABCs,
Next time won't you sing with me.



Listen to these songs at
readyfreddy.org/media/ready-freddy-songs

©2017 University of Pittsburgh Office of Child Development. All rights reserved.

2018-19



It's a new year with Ready Freddy!

This is a big year for you and your child. Working on these calendar activities together will be great practice to prepare for kindergarten and beyond.

Every month has a special theme. You and your child can explore different games, skills and values together. You don't have to do each activity on the given day—work with your family's schedule—just remember to have fun!

For more information, please visit our Transition to Kindergarten website (<http://www.floridaearlylearning.com/parents/transition-to-kindergarten>) or call us at 1-866-357-3239.

Play School

Saturday, August 17
Take turns with your child pretending you are the student and the teacher.



Visit readyfreddy.org for more great ideas.



For more activities to do with your child, visit the Office of Early Learning's Developmental Standards website: <http://flbt5.floridaearlylearning.com/families.html>

The Domains of Florida's Early Learning and Developmental Standards



PHYSICAL DEVELOPMENT

(general health and development of physical skills involving large and small muscles)



APPROACHES TO LEARNING

(attitudes, behaviors and learning styles)



SOCIAL & EMOTIONAL DEVELOPMENT

(the ability to establish and maintain positive relationships with others)



LANGUAGE & LITERACY

(the ability to understand words, learn to talk and learn about books and reading)



MATHEMATICAL THINKING

(the ability to think about relationships between objects, numbers, shapes, sizes, weights and other concepts)



SCIENTIFIC INQUIRY

(the ability to explore the environment using the five senses, connecting what is observed to science concepts and asking questions)




SOCIAL STUDIES

(the ability to learn about people and the community)



CREATIVE EXPRESSION THROUGH THE ARTS
















(the ability to engage in dance, song, music, dramatic play and art to express ideas and feelings)



August 2018

Get Ready for School

Practice your skills and routines.

| Sunday | Monday | Tuesday | Wednesday | Thursday | Friday | Saturday |
|---|--|---|--|---|---|---|
| <p>Help your child be more comfortable by visiting the school or new class before the first day.</p> | | |  1 Begin a school morning routine with your child. | 2 |  3 "I can brush my teeth." Help your child set up his toothbrush and brush his teeth by himself. | 4 |
|  5 Begin a school "bedtime routine" to get your child into the habit for school. | 6 |  7 "I can get dressed." Have your child dress herself for school. | 8 |  9 Help your child practice writing his name. | 10 |  11 Library Visit Day! Find a book about starting school. |
| 12 |  13 "I can wash my hands." Have your child practice washing and drying her hands. | 14 |  15 Ask your child to tell you what he needs to do to be a good friend. | 16 |  17 Bake cookies with your child and count the number of cookies you make or eat. | 18 |
| 19 | 20 |  21 Paint with Ice Make colored ice cubes with food coloring. Allow you child to paint with the ice on paper. | 22 |  23 Have your child explore items in your house. Which ones are hard? Soft? Heavy? Light? | 24 |  25 Take your child to the grocery store. Look at apples and talk about the different colors, shapes and sizes. |
| 26 |  27 Play "Guess That Taste". Put different foods on a plate. Cover your child's eyes and ask her to taste and identify the food. | 28 |  29 Have your child use stuffed animals or dolls to recreate a favorite story that you have read to him. | 30 |  31 During bath time let your child use different size plastic containers to measure water. Talk about more and less. | |

What activities do you do at school?


Make a list!
















Work with the teacher to set learning goals.

September 2018

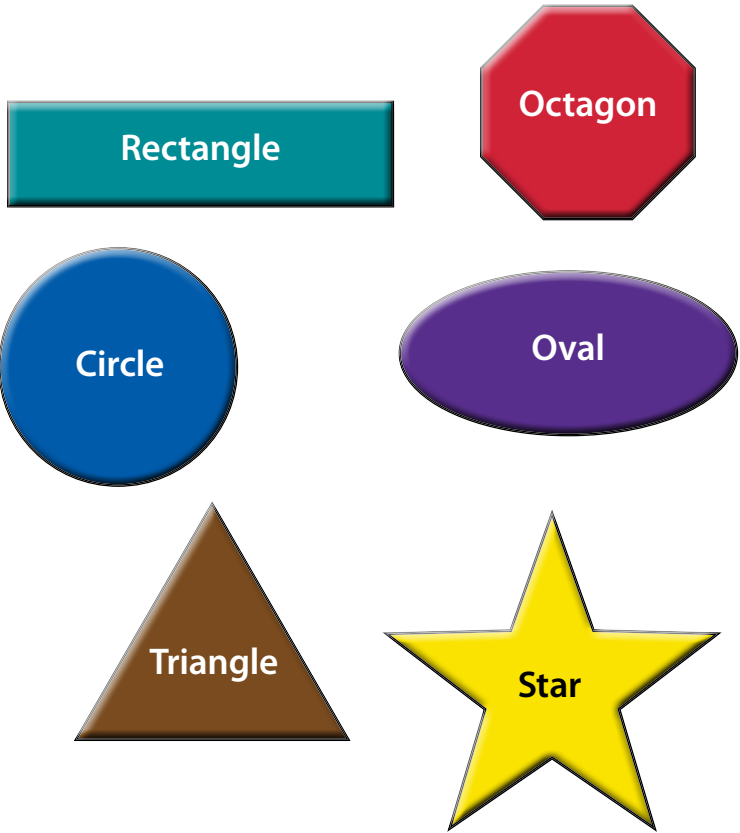

Having Fun at School




| Sunday | Monday | Tuesday | Wednesday | Thursday | Friday | Saturday |
|---|---|---|---|--|--|--|
| | September is a good time to talk with your child's teacher. Ask about ways you can help your child learn at home. | | | | |  <p>1 Library Visit Day! Check out a book about animal babies.</p> |
| 2 |  <p>3 Labor Day Give your child a simple chore that he does each day to help his family, such as set the table for dinner.</p> | 4 |  <p>5 Play "What's my baby?" Ask your child to name different animals and you tell her the babies' names.</p> | 6 |  <p>7 Show your child pictures of people with different facial expressions. Ask him how each one is feeling and why he thinks they feel that way.</p> | 8 |
|  <p>9 Grandparents' Day Let your child visit, call, video chat or make a card for his grandparents.</p> | 10 |  <p>11 Ask your child to draw a picture of her school. Help her make a list of the activities she does at school.</p> | 12 |  <p>13 Give your child some animal crackers. Ask her to match the animals and tell you the name of each animal.</p> | 14 | <p>15 Stepfamily Day Make a Hat Day National PlayDoh Day</p> |
| Check in with your child's teacher this week. | | | | | | |
| 16 |  <p>17 Ask your child to count the number of shoes she has. Then ask her to match the shoes in pairs. Ask how many pairs of shoes there are.</p> | 18 |  <p>19 Talk Like a Pirate Day Using a pirate voice, read your child the book <u>How To Be a Pirate</u> by Melinda Long.</p> | 20 |  <p>21 First Day of Fall Talk about the 4 seasons with your child. How does fall look and feel in Florida?</p> | 22 |
|  <p>23 Count the number of times your child can hop on one foot.</p> | 24 |  <p>25 Sing the ABC Song with your child. Ask him what is his favorite letter and why it is his favorite letter.</p> | 26 | <p>27 Dads Take Your Child to School Day Dads or other significant male role models take their children to school today.</p> | 28 |  <p>29 Take a walk with your child. Ask her to point out things that are living and non-living.</p> |
| 30 | | | | | | |

Can you match the shapes?

Draw a line to connect the matching shapes.






















October 2018

Shapes Month

Do you know your shapes?

| Sunday | Monday | Tuesday | Wednesday | Thursday | Friday | Saturday |
|--|--|---|---|--|---|---|
| |  1 Homemade Cookie Day Bake cookies with your child. | 2 |  3 Ask your child to draw some circles and see what funny faces he can make. | 4 |  5 Mad Hatter Day Have a tea party with your child and make funny hats to wear. | 6 |
| Circles Week - Look for things that are circles. | | | | | | |
|  7 Have your child look around the house for things shaped like squares. | 8 Columbus Day |  9 Say a word and have your child say the opposite, like big and little or hot and cold. | 10 |  11 While riding in the car, ask your child to name the shapes of different street signs. | 12 |  13 Collect different leaves with your child and together create art by doing leaf rubbings. |
| Squares Week - Look for things that are squares. | | | | | | |
| 14 |  15 Have your child look around the house for things shaped like triangles. | 16 |  17 Play Tic-Tac-Toe and other games with your child. | 18 |  19 At night, go outside with your child, look at the stars and sing "Twinkle, Twinkle, Little Star" |  20 Library Visit Day! Find a book about shapes. |
| Triangles Week - Look for things that are triangles. | | | | | | |
|  21 Have your child look around the house for things shaped like rectangles. | 22 |  23 Play hopscotch with your child. | 24 |  25 Draw a picture with your child about Fall. | 26 |  27 Make a Difference Day Do something nice for a neighbor or friend. |
| Rectangles Week - Look for things that are rectangles. | | | | | | |
|  28 Sharing Day! Ask your child to tell ways she shares with her friends at school. | 29 |  30 Did you celebrate Halloween as a child? If you did, tell your child about it. | 31 Halloween | Praise your child's accomplishments. Let him know it's important to you that they do well in school. | | |



Do you know your colors?


With crayons, color ten ovals using the colors on this page. Practice writing the names of the colors beside each.















Visit readyfreddy.org for more great ideas.

Does your child recognize color words?

November 2018

Colors Month Family Engagement Month





| Sunday | Monday | Tuesday | Wednesday | Thursday | Friday | Saturday |
|--|---|---|---|--|--|--|
| <p>Make sure you know what days your child's school is closed in November. Some schools are closed Election Day and Veterans' Day. Many, but not all, are also closed the Friday after Thanksgiving.</p> | | <p>Family engagement is very important to your child's development and well-being. Ask your child's teacher or care giver what skills your child is working on. Find ways to practice these skills at home with your child.</p> | | 1 | 2 | 3 |
|  4 Take a walk around your neighborhood with your child and look for your favorite colors. | 5 |  6 Election Day Have your child ask each family member to vote for their favorite color. | 7 |  8 When riding in the car ask your child to look for street signs that are red or orange. | 9 |  10 Library Visit Day! Find a book about colors. |
| Red and Orange Week - Look for things that are either red or orange! | | | | | | |
| 11 |  12 Veterans' Day (observed) Help your child make a thank you card for a veteran. | 13 |  14 Ask your child to draw and color a picture of Ready Freddy the Frog. | 15 |  16 While you are doing laundry, ask your child to sort and match your clothes by color. | 17 National Adoption Day |
| Green and Yellow Week - Look for things that are either green or yellow. | | | | | | |
|  18 Help your child find the answer to the question, "Why is the sky blue?" | 19 |  20 Have your child draw a picture of something that they are thankful for. | 21 |  22 Thanksgiving Day With your child, make a list of things your family is thankful for. | 23 |  24 Trace your hand and your child's hand. Cut them out and compare sizes. |
| Blue and Purple Week - Look for things that are either blue or purple. | | | | | | |
| 25 |  26 Ask your child to name the colors of the fruit in the produce section at the store. | 27 |  28 With your child, draw a picture of your family using as many colors as you can. | 29 |  30 Have your child do the "Do You Know Your Colors?" activity. | |
| Black and White Week - Look for things that are either black or white. | | | | | | |



My Name is _____



















This is me. 
 Draw a picture of yourself here.



December 2018


Learning Letters & Writing

Does your child know their ABCs?

| Sunday | Monday | Tuesday | Wednesday | Thursday | Friday | Saturday |
|--|--|--|--|---|---|--|
| | Remind your child how much they have learned since the beginning of the school year. | | | | |  <p>1</p> <p>Help your child practice writing all the letters of the alphabet.</p> |
| <p>2</p>  <p>Let your child practice writing her first name during bath time using bath paints.</p> | <p>3</p> | <p>4</p>  <p>Have your child draw a picture of himself and write his first name on the Ready Freddy activity sheet.</p> | <p>5</p> | <p>6</p> | <p>7</p>  <p>Have your child use water and a paint brush to write their name or different letters on a sidewalk or driveway.</p> | <p>8</p> |
|  <p>9</p> <p>Read a favorite holiday book together with your child.</p> | <p>10</p>  <p>Help your child practice writing their last name using shaving cream on a plastic tray.</p> | <p>11</p> | <p>12</p>  <p>Have your child practice writing his first and last name. Have him count the letters in each. Ask which has more letters.</p> | <p>13</p> | <p>14</p> |  <p>15</p> <p>Library Visit Day! Find a book about Winter.</p> |
| <p>16</p>  <p>Talk with your child about your family's holiday traditions.</p> | <p>17</p> | <p>18</p>  <p>Give your child a ball to bounce. Count to see how many times she can bounce the ball in one minute.</p> | <p>19</p> | <p>20</p> |  <p>21</p> <p>First Day of Winter Take your child for a walk outside. Look for signs of winter in plants, trees and wildlife.</p> | <p>22</p> |
|  <p>23</p> <p>Help your child make hot chocolate for the family.</p> |  <p>24</p> <p>Christmas Eve Sing holiday songs together.</p> |  <p>25</p> <p>Christmas Day Have your child count the number of houses nearby that have holiday decorations.</p> | <p>26</p> |  <p>27</p> <p>Talk to your child about being grateful for family and friends. Ask how they could show gratefulness for family and friends.</p> | <p>28</p> |  <p>29</p> <p>Give your child some glue and leftover ribbon and wrapping paper to make a collage.</p> |
| <p>30</p> <p>New Year's Eve</p> | | | | | | |

Know Your Numbers

1, 2, 3, 4, 5, 6, 7,
8, 9, 10, and 11
on and on
the numbers go
I can count them
fast or slow.



0 1 2 3 4 5
6 7 8 9 10
11 12 13 14 15
16 17 18 19 20


How old are you? _____






















Visit readyfreddy.org for more great ideas.

Numbers are everywhere.

January 2019

Numbers Month




| Sunday | Monday | Tuesday | Wednesday | Thursday | Friday | Saturday |
|--|---|---|--|--|---|---|
| | |  1 New Year's Day Read <i>Chicken Soup with Rice</i> by Maurice Sendak to your child and talk about the months of the year. | 2 |  3 Talk to your child about friends. Ask him how he can be a friend to someone at school who is new or has few friends. |  4 National Spaghetti Day Make spaghetti for dinner. Have your child help set the table. |  5 Library Visit Day! Find a book about numbers. <i>Caps for Sale</i> by Esphyr Slobodkina is a good one to read and count the caps. |
| 6 Cuddle Up Day |  7 Discuss chores with your child. Assign some chores he can do to help around the house. | 8 Bubble Bath Day |  9 Play a card game like Uno. Count the number of cards in the deck with your child. | 10 |  11 Ask your child to help you make a dessert. Let them measure the ingredients and stir. | 12 |
| How many items can you find in your house that have numbers? | | | | | | |
|  13 Measure your child's height and make a chart to keep track of his growth. Measure his height each month and add to the chart. | 14 Martin Luther King Jr. Day |  15 National Hat Day Use newspaper or a paper bag to help your child make a hat. | 16 |  17 Give your child a bag with 20 items in it (rocks, beads, buttons). Show him a number and have him count out the correct number of items from the bag. | 18 Winnie the Pooh Day |  19 Teach your child your phone number. Have her practice writing your phone number. |
|  20 Celebrate Literacy Week, Florida Read with your child every day this week. |  21 National Hugging Day Ask your child to count his toys during clean up. Give him a hug when he is finished. |  22 Read an age appropriate book to your child. Find a list of books for different ages at Read Aloud 15 Minutes*. |  23 Ready Freddy Know your Numbers Activity Ask your child to read the numbers on the activity and write his age. |  24 Engage your child in shared reading. Read and ask questions about a book you are reading together. |  25 Opposite Day Say a word and have your child tell you a word that is the opposite (hot-cold, big-little, tall-short). |  26 Provide different types of literacy materials and help your child create a place to practice reading and writing at home. |
|  27 Have your child stand in a spot and guess how many steps he is away from you. Ask him to walk to you, counting the steps as he walks. | 28 |  29 For snack, give your child several items that are salty and several that are sweet. After she tastes them, have her sort them into 2 groups, salty or sweet. | 30 |  31 Ask your child to count to 20 and have him practice writing the numbers from 1 to 20. | | |


*Read Aloud 15 Minutes Website: <http://www.readaloud.org/>

For more activities to do with your child, visit the Office of Early Learning's Developmental Standards website: <http://flbt5.floridaearlylearning.com/families.html>

Learn About Time



















- Time to wake up.*
- Time to go to school.*
- Time to eat lunch.*
- Time to go home.*
- Time to play.*
- Time to eat dinner.*
- Time to bathe.*
- Time for a story.*
- Time to sleep.*



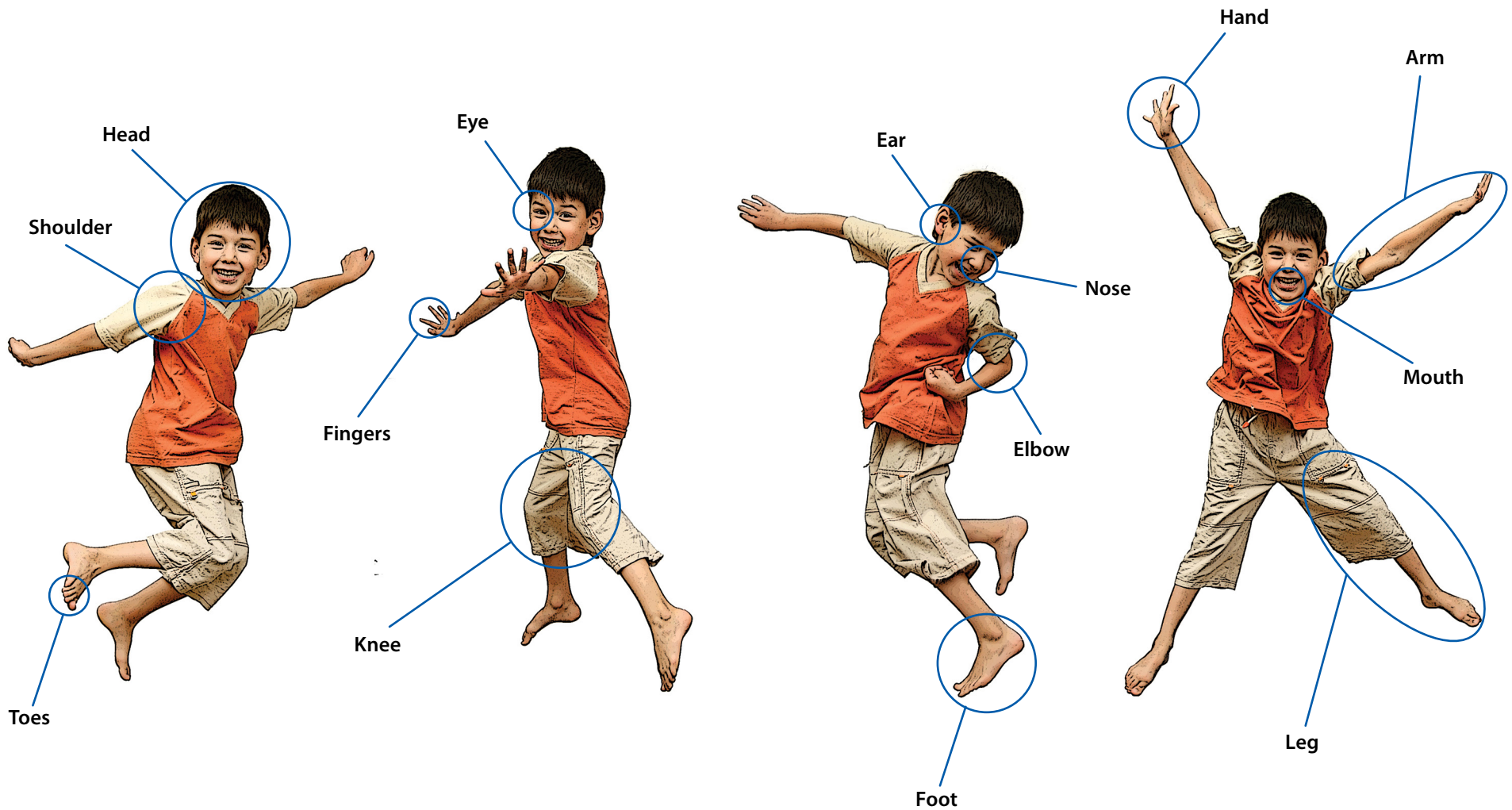
February 2019

Working with Time

Time waits for no one.

| Sunday | Monday | Tuesday | Wednesday | Thursday | Friday | Saturday | |
|--|--|--|---|--|---|--|---|
| | | <i>February is the shortest month of the year.</i> | | | | 1  Groundhog Day Take your child outside and stand in the sunshine. Ask if his shadow is bigger or smaller than his body. | 2 |
|  3 <i>Time your child to see all the things she can do in 1 minute.</i> | 4 |  5 <i>Have your child wash her hands for 15 seconds (same time it takes to sing Happy Birthday 2 times fast).</i> | 6 |  7 <i>Help your child with the Ready Freddy Learn About Time activity sheet.</i> | 8 |  9 Make a Friend Day Ask your child the names of his friends. Ask him to tell you what he likes best about each one. | |
| <i>Time your child to see how long it takes for them to get dressed.</i> | | | | | | | |
| 10 | 11 |  12 Lincoln's Birthday Show your child Lincoln's picture on a penny. Give her a bag of coins to find all of the pennies. | 13 |  14 Valentine's Day Help your child make Valentine cards for his friends and family. |  15 <i>Play the "quiet game". Ask your child to be still and quiet for 1 minute (60 seconds).</i> |  16 Library Visit Day! Can you find a book about telling time? | |
| <i>Show your child how to "tell time" or read a clock.</i> | | | | | | | |
|  17 <i>Cook together and use a timer to see how long it takes to cook her favorite meal.</i> | 18 Presidents Day |  19 <i>Give your child a timer. Ask him to brush his teeth for 2 minutes.</i> | 20 |  21 <i>Talk with your child about the different ways people traveled long ago and today.</i> | 22 Washington's Birthday |  23 <i>Race with your child: first - walking, then - skipping and last - running.</i> | |
| <i>Practice naming the days of the week with your child.</i> | | | | | | | |
|  24 <i>Sing "Hickory Dickory Dock" with your child.</i> |  25 <i>With your child, write the time she got up today and the time she will go to bed.</i> | 26 |  27 <i>Give your child a paper circle and ask him to write the numbers they see on a clock.</i> | 28 | | | |

Can you name the different parts of your body?




















Visit readyfreddy.org for more great ideas.

Move your body.

March 2019


Motor Skills Month



| Sunday | Monday | Tuesday | Wednesday | Thursday | Friday | Saturday |
|---|--|---|--|---|--|---|
| | | | | |  1 <i>Read Across America</i> Celebrate Dr. Seuss' birthday by reading Dr. Seuss' books to your child. |  2 <i>Library Visit Day!</i> Can you find a book that's all about how our bodies work? |
|  3 Ask your child to walk backwards. How far can he walk backwards? | 4 |  5 Help your child trace their hand and have them color it in. He can use safety scissors and cut it out. | 6 |  7 Hopping Day! Play hopscotch or jump rope with your child. | 8 |  9 Running Day! Take your child to a park and see how far you can run together in 5 minutes. |
| Help your child learn to button and zip her clothes. | | | | | | |
| 10 |  11 Help your child practice putting on her shoes and tying shoelaces. | 12 |  13 Help your child practice making straight lines by using a ruler. Count the number of lines he makes. | 14 |  15 Take your child outside to find things that are green. Sort them into 2 groups: living and non-living. | 16 |
| Give your child safety scissors to practice cutting paper. | | | | | | |
|  17 St. Patrick's Day Sing "Head, Shoulders, Knees and Toes" with your child and touch the body parts as you sing. | 18 |  19 Ask your child to draw a picture of something you see outside in the spring. | 20 |  21 First Day of Spring Ask your child to dress himself without your help. | 22 |  23 Use the Ready Freddy Body Parts chart and ask your child to name all of the circled body parts. |
| Have your child practice hopping on one foot and skipping. | | | | | | |
| 24 |  25 Talk with your child about things that make him happy, sad, scared or excited. | 26 |  27 Help your child make a circle by tracing around the bottom of a plastic cup. | 28 |  29 Take your child for a ride and look for street signs. Talk about the shapes and colors and what they mean. | 30 |
| Florida's Children's Week 31 | | Florida's Children's Day at the Capitol | | | | |

Good Friends are hard to find.

Connect the dots to find your friends.



Friends

Share

Are polite

Play fair

Invite


Include

Work together

Are kind

Wave hello


















Help others




April 2019

Teamwork – Working Together

Make new friends, but keep the old.

| Sunday | Monday | Tuesday | Wednesday | Thursday | Friday | Saturday |
|---|--|--|---|--|--|---|
| | 1 <i>April Fools' Day</i> | 2  <i>National Peanut Butter and Jelly Sandwich Day</i> Have your child make a peanut butter and jelly sandwich. | 3 | 4  Put a puzzle together with your child. | 5 | 6  Teach your child to play a simple board game. Let him invite a friend over to play the game. |
| Play games with your child to practice taking turns. | | | | | | |
| 7  | 8 Work together to cut out paper shapes and glue them together make a picture of your house. | 9  | 10 Help your child complete and color the Good Friends are Hard to Find Ready Freddy activity sheet. | 11 | 12  Play the "rhyming game". Say a word and ask your child to say a word that rhymes. | 13 |
| Have your child practice following directions. | | | | | | |
| 14  | 15 <i>National Dolphin Day</i> Read a book about dolphins with your child. | 16  | 17 Have your child draw or color with a friend or sibling. | 18  | 19  <i>Look Alike Day</i> Let your child and his friend dress alike today. | 20  <i>Library Visit Day!</i> Find a book about friends. |
| Remind your child to say "please" and "thank you". | | | | | | |
| 21 | 22  <i>Earth Day</i> Help your child find things around your house that can be recycled. | 23  | 24 Play "Simon Says" with your child and her friends. | 25 | 26  <i>Arbor Day</i> Go outside with your child and count the trees together. | 27  <i>Tell a Story Day!</i> Ask your child to tell a story about something they did with a friend. |
| Have your child try something new each day this week. | | | | | | |
| 28  | 29 Have your child help a neighbor or friend with a chore. | 30  Make instruments out of things you find around your house and make music with your child. | <div style="background-color: #4a4a8a; color: white; padding: 10px; border-radius: 15px; text-align: center;"> Call your school district and check the dates for kindergarten registration and schedule a school visit for you and your child. </div> | | | |
| | | | | | | |

Look What I Can Do – Smiley Chart :)

| Says "Please" and "Thank You" | Covers mouth when coughing or sneezing | Uses bathroom independently | Washes hands | Listens to adults or performs a chore | Gets dressed without help |
|---|--|-----------------------------|--------------|---------------------------------------|---------------------------|
|  | | | | | |






















Draw a smiley face in the appropriate box every time your child successfully completes the task.
You can photocopy this to use every month if you like.

Show and tell what you have learned.

May 2019

Look What I Can Do



| Sunday | Monday | Tuesday | Wednesday | Thursday | Friday | Saturday |
|---|--|--|---|---|---|---|
| <p>Draw a smiley face on the Ready Freddy Look What I Can Do - Smiley Chart each time your child performs one of the tasks listed on the chart. Seeing all of the things he can do by himself will help him become more self-confident and ready to start Kindergarten.</p> | | |  1 Ask your child to draw a picture of something he learned today and of something he wants to learn later. | 2 |  3 Ask your child to tell you words that rhyme with May. |  4 Star Wars Day Provide props and let your child act out part of the Star Wars story. |
|  5 Cinco de Mayo Help your child make maracas by filling plastic eggs with rice. Play Mexican music and dance. | 6 |  7 Give your child lids from different sized jars. Ask her to put the lids in order from smallest to largest. | 8 |  9 Have your child go outside and blow bubbles with you. Use different sizes of bubble wands and see which one makes the biggest bubbles. | 10 |  11 Library Visit Day! Can you find a book about someone learning a new skill? |
|  Mother's Day With help from Dad or an older sibling, let your child make Mom breakfast |  13 National Frog Jumping Day Have your child jump like a frog and measure how far she can jump. | 14 |  15 While outside give your child balls of different sizes. Ask him to throw the balls in the air and see which one goes higher. | 16 |  17 Have your child use blocks and small toys to make a neighborhood map. Have her use toy cars to "drive" around and tell you about each place she included. | 18 |
|  19 Use your hands and mouth to create sound patterns (clap, snap finger, click tongue). Ask your child to repeat them. | 20 |  21 Have your child cut out pictures from magazines that show different emotions. Ask him which picture shows happy, sad, mad, scared. | 22 |  23 Play with playdough with your child. Make different shapes by pinching, rolling, poking and squeezing the playdough. | 24 |  25 Invite a friend over to play with your child. Before she comes, talk about ways to share toys and take turns. |
| Practice naming the days of the week! | | | | | | |
| 26 |  27 Memorial Day Make a thank you card with your child and send it to a veteran. | 28 |  29 Talk to your child about ways to care for books. Show her how to turn the pages gently and find a safe place to keep books at home. | 30 |  31 Help our child learn to skip. Practice skipping on the grass and on a paved area. | |


How Are You Feeling Today?




happy




sad




frustrated




confused




okay




surprised




excited



angry





















tired



June 2019

Talk About Feelings

Use your words.

| Sunday | Monday | Tuesday | Wednesday | Thursday | Friday | Saturday |
|--|--|---|---|--|---|---|
| | <p>Don't stop learning. Summer is a great time to work on new skills. Check with your school and local library for fun activities. Most libraries have summer reading programs for all ages.</p> | | | | |  <p>1 National Trails Day "Get outside!" Take your child to a park or playground to go on a hike. Bring water bottles or a canteen to have water to drink.</p> |
| <p>2</p>  <p>3</p> <p>Use the How Are You Feeling Today? Ready Freddy chart to have your child describe their day.</p> | <p>4</p>  <p>5</p> <p>Ask your child to tell you things that make him happy and things that make him sad.</p> | <p>6</p>  <p>7</p> <p>National Doughnut Day Buy a dozen doughnuts. Have your child count the doughnuts to find out how many make a dozen.</p> | <p>8</p>  <p>Best Friend Day Have your child tell you about her best friend. Ask her to tell you what makes her a good friend.</p> | | | |
| Be kind. Think before you speak. | | | | | | |
|  <p>9</p> <p>Go outside with your child to look at the night sky. Ask her what she sees and "How is it different from the day sky?"</p> | <p>10</p> |  <p>11</p> <p>Explore Water Put big containers of water outside and let your child play using different sized cups, food coloring, squirt bottles and sponges.</p> | <p>12</p> |  <p>13</p> <p>Make a United States flag out of paper. Cut out red and blue strips and glue the stripes on the paper. How many stripes are there of each color?</p> |  <p>14</p> <p>Flag Day Take a walk with your child and count how many flags you see.</p> |  <p>15</p> <p>Library Visit Day! Look for a book about moods or feelings.</p> |
|  <p>16</p> <p>Father's Day With help from Mom or an older sibling, let your child make Dad breakfast.</p> |  <p>17</p> <p>Ask your child to find a toy that begins with the letter "t". Then have her find one that starts with a "b". Use several more letters to have her practice beginning sounds.</p> | <p>18</p> |  <p>19</p> <p>Ask your child to tell you about a time he was happy, sad, surprised, scared and disappointed.</p> | <p>20</p> |  <p>21</p> <p>First Day of Summer Have your child draw a picture that makes her think of summer.</p> | <p>22</p> |
|  <p>23</p> <p>National Pink Day Have your child help you make pink lemonade.</p> | <p>24</p> |  <p>25</p> <p>Allow your child to invite a friend to play. Give them items to play grocery store or restaurant.</p> | <p>26</p> |  <p>27</p> <p>Sunglasses Day Give your child an old pair of sunglasses. Tell him they are magic sunglasses. Ask him to tell you a story of how he would use them.</p> | <p>28</p> |  <p>29</p> <p>Play a game like "Hide and Seek" or "Duck, Duck, Goose" outside with neighborhood friends and family.</p> |
| <p>30</p> | | | | | | |



On to Kindergarten!



I can

I love to

I want to

My friend is


I am good at














I learned

Getting ready
for Kindergarten.

July 2019

Kindergarten Readiness Month




| Sunday | Monday | Tuesday | Wednesday | Thursday | Friday | Saturday | |
|--|--|---|---|---|--|---|----|
| | 1 |  2 Play a board game like Candyland with your child. Talk about the importance of taking turns. | 3 |  4 Independence Day Take your child to watch a parade, fireworks or both! | 5 |  6 Play some marching band music for your child and together march like the bands in parades. | |
| 7 |  8 Read your child a book and ask your child questions about the characters in the book. | 9 |  10 Have your child make a pattern using shapes (ex: square, circle, triangle, repeat). | 11 |  12 Give your child a magnet and ask them to find things around the house it will stick to or pick up. | 13 | |
| Practice writing letters. | | | | | | | |
|  14 Take some teddy bears or stuffed animals outside and have a teddy bear picnic with your child. | 15 |  16 Start a countdown to Kindergarten with your child. Use a calendar or write the number of days on a strip of paper. Put an X on the number for that day. | 17 | National Hot Dog Day Talk with your child about the rules at home and ask her what kind of rules will they have in kindergarten. | 18 | National Lollipop Day Library Visit Day! Find a book about Kindergarten or starting a new school year. | 20 |
| 21 |  22 Parents' Day Ask your child what they will do to make new friends in kindergarten. | 23 |  24 Fill out the "On to Kindergarten" activity with your child. | 25 |  26 Pretend to be the teacher for a PE class. Have your child run, jump, stretch and touch their toes. Then let him have a turn being the teacher. | 27 | |
| Practice writing numbers. | | | | | | | |
|  28 Give your child some coins to sort. Talk about the names of each coin. | 29 |  30 Talk about different kinds of pets with your child and how you would care for each one. Ask which one they would like to have. | 31 | Get ready for your child's first day of kindergarten by filling out the "ABCs of My Child" found at the back of this calendar and take it to your school visit. | | | |

Family Resources

Parents,

Use the resources below to help support your child's learning at home. It is important to read with your child every day; talk with your child as you go about your daily routines; ask your child questions about her activities and daily tasks; and encourage your child to spend time outdoors to learn about nature and get physical exercise. Remember, **you are your child's first teacher**. She will learn social interactions from watching you interact with other people; new words as she listens to you talk and read with her; math and science concepts as you cook together, talk about the sky, the weather, different plants and animals and what makes machines work.



Center on the Social and Emotional Foundations for Early Learning

<http://csefel.vanderbilt.edu/resources/family.html>

Center for Early Literacy Learning

<http://www.earlyliteracylearning.org/parentresource1.php>

National Association for the Education of Young Children (NAEYC) Math Resources

<https://www.naeyc.org/resources/pubs/tyc/oct2017/backpack/math-its-important-and-fun>

Vroom

<https://www.vroom.org/>

You have what it takes to be a brain builder!

Download the Vroom app to add learning to mealtime, bathtime, bedtime, and anytime with Vroom tips.


See for yourself how Vroom tips are fast and fun!

vroom.org



También disponible en español

vroom



Paste a photo
of your child here.

The ABCs of My Child

Date Completed _____

Child's Name _____

Child's Birthday _____

Allergies (if any) _____

Is afraid of _____

Parent or Guardian Information

Name _____

Phone _____

Alternate Phone _____

Email _____

Best time(s) to contact me:

I am proud that my child knows:

I think my child is good at:

My child really likes:

I am most concerned about:

I am excited for my child to learn:

The people who live with my child are:

My child enjoys when we read this book
or sing this song:

My child and/or our family
could use help with:


I would like to be involved in my child's
education in these ways:



For more activities to do with your child, visit the Office of Early Learning's Developmental Standards website: <http://flbt5.floridaearlylearning.com/families.html>

The Ready Freddy Activity Calendar was created by the Ready Freddy Team at the Office of Child Development with consultation from Sarah Perlmutter.

Design: Michael Tarquinio
Illustration for May: Erin K. Reddy
Illustration for July: Michael Tarquinio
Illustrations/Photos for Front Cover, February, March, June, August, September, and December are derivative works from Thinkstock.



Ready Freddy
Pathways to Kindergarten Success
readyfreddy.org

© 2016 University of Pittsburgh Office of Child Development
All rights reserved.

**For more information about
Quality Transitions to Kindergarten contact:**

Aisha White, Director
Ready Freddy – Pathways to Kindergarten Success
at 412-383-7372 or
by email at aiw9@pitt.edu


Visit our website at: readyfreddy.org

Ready Freddy – Pathways to Kindergarten Success
Office of Child Development
University of Pittsburgh
400 North Lexington St., LL104
Pittsburgh, PA 15208

Cut out and complete these ID Cards in February. There are two, just in case one gets lost.


Ready Freddy ID Card

Name _____
Address _____
City _____
State _____ Zip _____
Phone _____
Age _____
Height _____ Weight _____
Eye Color _____




Ready Freddy ID Card

Name _____
Address _____
City _____
State _____ Zip _____
Phone _____
Age _____
Height _____ Weight _____
Eye Color _____



For more activities to do with your child, visit the Office of Early Learning's Developmental Standards website: <http://flbt5.floridaearlylearning.com/families.html>



Ready Freddy
Pathways to Kindergarten Success
Office of Child Development
University of Pittsburgh
400 North Lexington St., LL104
Pittsburgh, PA 15208
readyfreddy.org



Office of Early Learning
Florida Transition to Kindergarten Initiative
www.floridaearlylearning.com